

ENHANCED CAPILLARY RISE OF WETTING LIQUIDS IN REDUCED GRAVITATIONAL SHIELDING UNDER MICROGRAVITY CONDITIONS

¹George D. Zouganelis, ²Ioannis Gkigkitzis and ³Ioannis Haranas

¹Bournemouth and Poole College Health and Medical Sciences
North Road, Poole, Dorset, BH14 OLS, UK

²Departments of Mathematics and Biomedical Physics,
East Carolina University, 124 Austin Building, East Fifth Street Greenville NC 27858-4353, USA

³Department of Physics and Astronomy,
York University 4700 Keele Street, Toronto, Ontario, M3J 1P3, Canada

Received 2014-05-04; Revised 2014-06-16; Accepted 2014-06-21

ABSTRACT

We study the capillary rise of wetting in liquids by slightly modifying Ponomarenko's result, a recently derived and observed $t^{1/3}$ law, without omitting the corresponding gravity term and therefore we find $h_{new}(t) \cong 0.9085h_{pon}(t)$ instead, which corresponds to a 9% difference. Furthermore, in order to examine the effect of corrected gravity, we extend the result on the surface of a planetary body by correcting the gravitational acceleration for its oblateness coefficient and rotation. We find that experiments that take place on the equator result in highest capillary heights, than those at mid latitudes and the poles. Similarly, analyzing the effect of reduced gravitational shielding on the capillary rise under conditions of microgravity in experiments aboard orbiting spacecraft, we find that equatorial circular orbits exhibit the highest capillary heights, where equatorial elliptical orbits of large eccentricities exhibit the smallest capillary heights. Finally, we calculate the rate of change of the meniscus height in the time domain, for the different laboratory conditions on the surface of the Earth and in space and as example. As an example we say that laboratory sites at the equator will exhibit largest time rates of change for the meniscus height. Similarly, for experiments above a spacecraft we find that circular equatorial orbits exhibit the highest time rates of change, where elliptical orbits exhibit smaller time rates that reduce as the eccentricity increases.

Keywords: Capillary Effect Rise, Capillary Height, Wetting, Microgravity, Gravitational Acceleration, Oblateness

1. INTRODUCTION

Capillary rise is used in the study of the performance of low-pressure plasma treatments with different gases on synthetic fabrics in order to improve wettability (Ferrero, 2003), in the study of the shape of an advancing interface in a liquid gas system (Hoffman, 1983), as a mechanism of water penetration into building materials (Karoglou *et al.*, 2005), for the characterization of the structure of porous media (Marmur, 2003), in the study

the shape of oil droplets for lubrication applications (Tanner, 1979), for the determination of the wettability of powders (Galet *et al.*, 2010), among many other applications. In addition, in plant systems, four forces are involved in water transport from the roots, through the xylem elements to the roots. Water is transpired through the leaves pulling water up through the xylem of the plant utilizing this way the energy of evaporation and tensile strength of water. The movement of water from the roots to the leaves is driven by a combination of

adhesion, cohesion and tension forces through capillary formations known as xylem structures (Nobel, 1999). Capillary action effects are also of significance for improvement of appropriate porous media involved in plant growth experiments in space (Jones, 1998; 1999). Furthermore, the capillary rise of liquids plays an important role in wetting phenomena and liquid motions through porous media especially under microgravity because the capillary rise that is suppressed under normal gravity become dominant under conditions of microgravity (gravitational shielding of capillary effects) (Kaneki *et al.*, 2000). High altitude aircraft parabolic flights (European Space Agency Caravelle aircraft) and an orbiting space shuttle (NASA discovery mission STS-91) have been used to conduct capillary flow experiments in porous media, as part of a broader program aimed at a better understanding of mechanisms involved in processes designed to recover oil and gas from petroleum reservoirs with the use of different fluids it has been observed that there is a masking influence of normal gravity on capillary flows (Schramm *et al.*, 2003; Smirnov *et al.*, 2004). Moreover capillary rise phenomena have direct applications to a number of problems associated with fluid handling in space vehicles of various kinds (Ostrach, 1982; Schramm *et al.*, 2003). The enhanced apparent capillary phenomena such as the capillary rise, that have been observed under conditions of corrected gravity merit a further theoretical investigation to existing experimental models. Our study is based on the experimental set-up and derived and observed model introduced in (Ponomarenko *et al.*, 2011) where two solid rods made of Plexiglas are pressed together by regularly spaced threaded rods and the capillary rise of silicon oil (the wetting liquid contained in a Petri dish whose vertical position is controlled by a Micro-Controle translation table) is observed through the cylinders and the location of the liquid front $h(t)$ and its time evolutions is determined. The background laboratory in our study will be (a) on the surface of a planetary body and (b) inside an orbiting spacecraft.

The organ model consists of a collection of juxtaposed tubes of decreasing diameters as they approach the corner and $h_r(r,t)$ is the location of the front in the tube of radius r at time t . Based on Stokes' equation the driving capillary pressure gradient $\frac{\gamma}{rh_r}$ is balanced by both the force of gravity ρg and the viscous friction based on the velocity of the front h_r and the

location of the front is then given by the equation (Ponomarenko *et al.*, 2011):

$$h_r(r,t) \equiv \sqrt{\frac{2r\gamma t}{\eta} - \frac{\rho g r^2}{\eta} t} \quad (1)$$

Taking the first derivative with respect to r of Equation 1 and equating to zero we can obtain the radius of the leading meniscus and therefore we have that:

$$\left(\frac{\partial h_r}{\partial r}\right)_{r=r_L} \equiv \frac{\gamma t}{\sqrt{2\eta r\gamma t}} - \frac{2\rho g r t}{\eta} = 0 \quad (2)$$

Solving the equation below Equation 2 for we r , we obtain the leading radius of the meniscus r_L to be:

$$r_L \equiv \left(\frac{\gamma\eta}{8g^2\rho^2 t}\right)^{1/3} \quad (3)$$

Next, substituting Equation 3 in (1) without omitting $\rho g r^2 t / \eta$ as in (Ponomarenko *et al.*, 2011) we find that the capillary height rises as a function of time t and $h(t)$ is given by a slightly different expression that involves numerical factor $(3/4)^{1/3} \approx 0.9085$ and therefore we find that:

$$h_{new}(t) \equiv h_{yr}(r_L, t) \equiv \left(\frac{3\gamma^2 t}{4g\rho\eta}\right)^{1/3} \approx 0.90856 h_{Pon}(t) \quad (4)$$

1.1. The Gravitational Acceleration at Orbital Point and the Action of Gravity in Capillaries

In our effort to study the effect of gravity on capillaries in altered gravity environments let us consider the acceleration of gravity g at the surface of a spherical body as well as at the orbital altitude of the spacecraft in which a capillary experiment is taking place under controlled conditions. At a radial distance r of the spacecraft from the center of the planetary body we have that the corrected acceleration is given by the sum of three different components namely:

$$g_{tot}(r) = g_{cen}(r) + g_{J_2}(r) + g_{rot}(r) \quad (5)$$

where, $g_{cen}(r)$ represents the central part of the gravitational acceleration, $g_{J_2}(r)$ is the correction of the gravitational acceleration due to the oblateness of

the planetary body and finally $g_{rot}(r)$ the contribution in the gravitational potential due the rotation of the planetary body. Furthermore following (Haranas and Harney, 2008; Haranas *et al.*, 2012) we write the magnitude of the acceleration of gravity to be:

$$g_{tot}(a, e, f, \omega, i) = \frac{GM}{r^2} - \frac{3GMR^2 J_2}{2r^4} (3\sin^2 \varphi - 1) - \omega^2 r \cos^2 \varphi \quad (6)$$

where, M is the mass of the spherical body, J_2 is the zonal harmonic coefficient that describes the oblateness of the Earth. Zonal harmonics are bands of latitude, whose boundaries are the roots of Legendre polynomial (Vallado, 2001). This particular gravitational harmonic coefficient is a result of the Earth's shape and is about 1000 times larger than the next harmonic coefficient J_3 and its value is equal to $J_2 = -0.0010826260$ (Vallado, 2001). Given that the radial distance of the spacecraft is given by Equation 7:

$$r = \frac{a(1 - e^2)}{(1 + e \cos f)} \quad (7)$$

Equation 6 becomes a function of the spacecraft orbital elements which for an elliptical orbit it takes the form:

$$g_{tot} = \frac{GM_E(1 + e \cos f)^2}{a^2(1 - e^2)^2} - \frac{3GM_E R_E^2 J_2 (1 + e \cos f)^4}{2a^4(1 - e^2)^4} (\sin^2 i \sin^2 f - 1) \quad (8)$$

where, a is the semi-major axis of the orbiting spacecraft, i is its orbital inclination and f is its true anomaly and we have also used the relation $\sin \phi = \sin I \sin(\omega + f)$, which is a standard transformation of celestial mechanics relating planetocentric latitude φ , or colatitude θ , to the inclination i , argument of the perigee ω and the true anomaly f of the orbiting spacecraft.

1.2. Capillary Rise of Wetting Liquids on the Surface of a Spherical Body

First let us consider a capillary experiment that takes place on the surface of the Earth $r = R_E$. In this case from Equation 6 we obtain the following expression for the acceleration of gravity corrected for the oblateness and the rotation of the Earth on the Earth's surface and therefore the gravitational acceleration g_s becomes:

$$g_s = \frac{GM_E}{R_E^2} - \frac{3GM_E J_2}{2R_E^2} (3\sin^2 \varphi - 1) - R_E \omega_E^2 \cos^2 \varphi \quad (9)$$

Furthermore, thinking the Earth to be an ellipsoid of revolution we can write that (Kaula, 2000) Equation 10:

$$R_E = R_{eq} \left(1 - \left(f' + \frac{3}{2} f'^2 \right) \sin^2 \varphi_E + \frac{3}{2} f'^2 \sin^4 \varphi_E - \dots \right) \approx R_{eq} (1 - f' \sin^2 \varphi_E) \quad (10)$$

where, φ is the planetocentric latitude and f' is the Earth's flattening that it is given by Equation 11:

$$f' = \frac{R_{eq} - R_{pol}}{R_{eq}} = \frac{3J_2}{2} + \frac{R_E^3 \omega_E^2}{2GM_E} \quad (11)$$

where, R_{eq} and R_{pol} is the Earth's equatorial and polar radii and therefore. Equation 9 becomes:

$$g_s = \frac{GM_E}{R_{eq}^2 (1 - f' \sin^2 \varphi)^2} - \frac{3GM_E J_2}{2R_{eq}^2 (1 - f' \sin^2 \varphi)^2} (3\sin^2 \varphi - 1) - R_{eq} (1 - f' \sin^2 \varphi) \omega_E^2 \cos^2 \varphi \quad (12)$$

On the surface of the Earth and for the geocentric latitude $\phi = 0^\circ, 45^\circ, 90^\circ$ Equation 12 results in the following expressions for the gravitational acceleration Equation 13 to 15:

$$g_{j=0} = \frac{GM_E}{R_{eq}^2} + \frac{3GM_E J_2}{2R_{eq}^2} - R_{eq} \omega_E^2, \quad (13)$$

$$g_{j=45} = \frac{GM_E}{R_{eq}^2 (1 - f')^2} + \frac{3GM_E J_2}{4R_{eq}^2 \left(1 - \frac{f'}{2}\right)^2} - \frac{1}{2} \left(1 - \frac{f'}{2}\right) R_{eq} \omega_E^2 \quad (14)$$

$$g_{j=90} = \frac{GM_E}{R_{eq}^2 (1 - f')^2} + \frac{3GM_E J_2}{R_{eq}^2 (1 - f')^2} \quad (15)$$

Therefore, substituting in Equation 4 we obtain the following expressions for the capillary height rise for the geocentric latitudes of $\phi = 0^\circ, 45^\circ, 90^\circ$ given above and therefore we respectively obtain:

$$h(t) = h_{\gamma r}(r_L, t) = \left(\frac{3\gamma^2 t}{4\rho\eta} \left(\frac{GM_E}{R_{eq}^2} + \frac{3GM_E J_2}{2R_{eq}^2} - R_{eq} \omega_E^2 \right)^{-1} \right)^{1/3} \quad (16)$$

$$h(t) = h_{\gamma r}(r_L, t) = \left(\frac{3\gamma^2 t}{4\rho\eta} \left(\frac{GM_E}{R_{eq}^2(1-f')^2} + \frac{3GM_E J_2}{4R_{eq}^2 \left(1 - \frac{f'}{2}\right)^2} - \frac{1}{2} \left(1 - \frac{f'}{2}\right) R_{eq} \omega_E^2 \right) \right)^{1/3} \quad (17)$$

$$h(t) = h_{\gamma r}(r_L, t) = \left(\frac{3\gamma^2 t}{4\rho\eta} \left(\frac{GM_E}{R_{eq}^2(1-f')^2} + \frac{3GM_E J_2}{R_{eq}^2(1-f')^2} \right) \right)^{1/3} \quad (18)$$

1.3. The J_2 Harmonic and Flattering Resulting from a Surface Earth Capillary Experiments

Solving Equation 16 to 18 we obtain an expression for the J_2 spherical harmonic of the Earth, as a function of the experimental parameters involved in a capillary experiment that is taking place on the surface of the Earth and therefore we respectively find that Equation 19 to 21:

$$J_2 = -\frac{1}{6} \left(4 - \frac{(3\gamma^2 t + 4\omega_E^2 h^3(t) \eta \rho)}{GM_E \rho \eta h^3(t)} R_{eq}^2 \right) \quad (19)$$

$$J_2 = \frac{3(2-f')^2 R_E^2 \gamma^2 t + h^3(t) (16GM_E - (2-f')^3 R_E^3 \omega_E^2) \eta \rho}{12GM_E \rho \eta h^3(t)} \quad (20)$$

$$J_2 = \frac{1}{3} + \frac{(1-f')^2 R_{eq}^2}{4GM_E \rho \eta h^3(t)} \quad (21)$$

Similarly we can also obtain analytical solution for the flattering of a spherical body if the height $h(t)$ of a capillary experiment can be measured from the cases of $\varphi = 45^\circ, 90^\circ$. Here we only give the solution that results from $\varphi = 90^\circ$ geocentric latitude and therefore we can obtain the following expression for the planetary flattering to be Equation 22 to 24:

$$f' = \frac{-R_{eq}^2 \gamma^2 t + \frac{R_{eq}^2 \gamma^4 t^2}{\left[2\sqrt{Q} + R_{eq}^6 (H - \gamma^6 t^3)\right]^{\frac{1}{3}}}}{\left[2\sqrt{Q} + R_{eq}^6 (H - \gamma^6 t^3)\right]^{\frac{1}{3}}} \quad (22)$$

Where:

$$H = 2GM_{eq} (4 - 3J_2) h^9(t) \omega_E^4 \eta^3 \rho^3 \quad (23)$$

$$H = GM_E R_{eq}^{12} (3J_2 - 4) h^9(t) \omega_E^4 \eta^3 \rho^3 \quad (24)$$

$$(\gamma^6 t^3 + GM_E h^9(t) \eta^3 \rho^3 (3J_2 - 4))$$

Finally when $\varphi = 45^\circ$ we obtain that Equation 25:

$$f' = 1 \pm 2 \sqrt{\frac{GM_{eq} (1 - 3J_2) h^3(t) \eta \rho}{3R_{eq}^2 \gamma^2 t}} \quad (25)$$

1.4. Capillary Height in Altered Gravity Conditions

Next let us consider a capillary experiment that is taking place in altered gravity conditions and to be more specific in a spacecraft orbiting a spherical body. First, let us consider a circular orbits $e = 0$ with various inclinations i.e., $i = 0^\circ, 45^\circ, 90^\circ$. Using Equation 8 we obtain that the corresponding capillary heights become:

$$h(t) = h_{\gamma r}(r_L, t) = \left(\frac{\gamma^2 t}{\rho \eta} \left(\frac{GM_E}{a^2} + \frac{3GM_E R_{eq}^2 J_2}{2a^4} \right) \right)^{1/3} \quad (26)$$

Similarly Equation 26 to 31:

$$h(t) = h_{\gamma r}(r_L, t) = \left(\frac{\gamma^2 t}{\rho \eta} \left(\frac{GM_E}{a^2} + \frac{3GM_E R_{eq}^2 J_2}{2a^4} \left(\frac{3\sin^2 f}{2} - 1 \right) \right) \right)^{1/3} \quad (27)$$

And finally:

$$h(t) = h_{\gamma r}(r_L, t) = \left(\frac{\gamma^2 t}{\rho \eta} \left(\frac{GM_E}{a^2} + \frac{3GM_E R_{eq}^2 J_2}{2a^4} \left(\frac{3\sin^2 f - 1}{2} \right) \right) \right)^{1/3} \quad (28)$$

Similarly, for elliptical orbits we obtain that:

$$h(t) = h_{\gamma r}(r_L, t) = \left(\frac{\gamma^2 t}{\rho \eta} \left(\frac{GM_E (1 + e \cos f)}{a^2 (1 - e^2)^2} + \frac{3GM_E R_{eq}^2 J_2 (1 + e \cos f)^4}{2a^4 (1 - e^2)^4} \right) \right)^{1/3} \quad (29)$$

$$h(t) = h_{\gamma r}(r_L, t) = \left(\frac{\gamma^2 t}{\rho \eta} \left(\frac{GM_E (1 + e \cos f)}{a^2 (1 - e^2)^2} + \frac{3GM_E R_{eq}^2 J_2 (1 + e \cos f)^4}{2a^4 (1 - e^2)^4} \left(\frac{3\sin^2 f}{2} - 1 \right) \right) \right)^{1/3} \quad (30)$$

$$h(t) = h_{yr}(r_L, t) = \left(\frac{\gamma^2 t}{\rho \eta} \left(\frac{GM_E(1 + e \cos f)}{a^2(1 - e^2)^2} + \frac{3GM_E R_{eq}^2 J_2 (1 + e \cos f)^4}{2a^4(1 - e^2)^4} \left(\frac{3 \sin^2 f - 1}{2} \right) \right) \right)^{-1/3} \quad (31)$$

1.5. The J₂ Harmonic and Flattering Resulting from Space Experiments and the Rate of Change of Meniscus Height

Next, let us consider a capillary experiment that is taking place in altered gravity conditions and to be more specific in a spacecraft orbiting a spherical body of oblateness J₂. First, let us consider a circular orbits e = 0 with various inclinations i.e., i = 0°, 45°, 90°. Using Equation 8 we obtain that the corresponding capillary heights become Equation 32 to 34:

$$J_2 = \frac{a^2}{6R_E^2} \left(-4 + \frac{3a^2 \gamma^2 t}{GM_E h^3(t) \eta \rho} \right) \quad (32)$$

$$J_2 = \frac{3a^4 \gamma^2 t - 4GM_E a^2 h^3(t) \eta \rho}{9GM_E h^3(t) R_E^2 \eta \rho \left(\sin^2 u - \frac{2}{3} \right)} \quad (33)$$

$$J_2 = \frac{3a^4 \gamma^2 t - 4GM_E a^2 h^3(t) \eta \rho}{6GM_E h^3(t) R_E^2 \eta \rho (1 - 3 \sin^2 u)} \quad (34)$$

where, for circular orbits the element of true anomaly cannot be defined and gets replaced with the argument of the latitude u instead. Similarly for elliptical orbits we find that Equation 35 to 37:

$$J_2 = \frac{a^2(1 - e^2)^2 \left(3a^2(1 - e^2) \gamma^2 t - 4GM_E h^3(t) \right)}{6GMR_{eq}^2 h^3(t) \rho \eta (1 + e \cos f)^4} \quad (35)$$

$$J_2 = \frac{a^2(1 - e^2)^2 \left(3a^2(1 - e^2) \gamma^2 t - 4GM_E h^3(t) \eta \rho - 4eGM_E h^3(t) \eta \rho \cos f (2 + e \cos f) \right)}{3GMR_{eq}^2 h^3(t) \rho \eta (1 + e \cos f)^4 (3 \sin^2 f - 2)} \quad (36)$$

$$J_2 = \frac{a^2(1 - e^2)^2 \left(3a^2(1 - e^2) \gamma^2 t - 4GM_E h^3(t) \eta \rho - 4eGM_E h^3(t) \eta \rho \cos f (2 + e \cos f) \right)}{6GMR_{eq}^2 h^3(t) \rho \eta (1 + e \cos f)^4 (3 \sin^2 f - 1)} \quad (37)$$

As a last step of our work we calculate the velocities at which of the meniscus height changing. Therefore on the surface of the Earth we obtain that Equation 38:

$$v_{h(t)} = \frac{1}{3} \left(\frac{3\gamma^2}{4\rho\eta \left(\frac{GM_E}{R_{eq}^2(1 - f' \sin^2 \varphi)^2} + \frac{3GM_E J_2}{2R_{eq}^2(1 - f' \sin^2 \varphi)^2} (3 \sin^2 \varphi - 1) - R_{eq}(1 - f' \sin^2 \varphi) \omega_E^2 \cos^2 \varphi \right)} \right)^{1/3} t^{-2/3} \quad (38)$$

which for the particular latitudes φ = 0°, 45°, 90° takes the form Equation 39 and 40:

$$v_{h(t)} = \frac{1}{3} \left(\frac{3\gamma^2}{4\rho\eta} \left(\frac{GM_E}{R_{eq}^2} + \frac{3GM_E J_2}{2R_{eq}^2} - R_{eq} \omega_E^2 \cos^2 \varphi \right) \right)^{1/3} t^{-2/3} \quad (39)$$

$$v_{h(t)} = \frac{1}{3} \left(\frac{3\gamma^2}{4\rho\eta} \left(\frac{GM_E}{R_{eq}^2(1 - f'^2)} + \frac{3GM_E J_2}{4R_{eq}^2 \left(1 - \frac{f'}{2} \right)^2} - \frac{1}{2} \left(1 - \frac{f'}{2} \right) R_{eq} \omega_E^2 \right) \right)^{1/3} t^{-2/3} \quad (40)$$

and finally Equation 41:

$$v_{h(t)} = \frac{1}{3} \left(\frac{3\gamma^2}{4\rho\eta} \left(\frac{GM_E(1 - 3J_2)}{R_{eq}^2(1 - f'^2)} \right) \right)^{1/3} t^{-2/3} \quad (41)$$

Next, let us proceed with the calculation of the velocity of the meniscus height in space and in a microgravity environment let us consider the acceleration of gravity at the orbital altitude of the spacecraft. Since the derivative w. r. t. to time t should be taken, we write Equation 8 as a function of time t making use of well known transformations of celestial

mechanics. For that we use the relation between the true anomaly f to the true anomaly M (Murray and Dermott, 1999) Equation 42:

$$f = f(nt) \approx M + 2e \sin M + \frac{5e^2}{4} \sin 2M = nt + 2e \sin(nt) + \frac{5e^2}{4} \sin(2nt) \dots \tag{42}$$

Using Equation 40 and substituting in Equation 8 and then Equation 8 into Equation 4 we obtain that Equation 43 and 44:

$$h(t) = h_{gr}(r_L, t) = \left(\frac{3\gamma^2 t}{4g_{tot}(nt)\rho\eta} \right)^{1/3} \tag{43}$$

Where:

$$g_{tot}(nt) = \frac{GM_E (1 + \cos(f(nt)))^2}{a^2 (1 - e^2)^2} - \frac{3GM_E R_E^2 J_2 (1 + \cos f(nt))^4}{2a^4 (1 - e^2)^4} (\sin^2 i \sin^2 f(nt) - 1) \tag{44}$$

where, $f(nt)$ is given by Equation 5 and where n is the mean motion of the spacecraft in rad/s and therefore the capillary meniscus velocity on a general elliptical orbit of eccentricity e and semi-major axis a becomes Equation 45 to 49:

$$v_{h(t)} = \left(\frac{\gamma^2 \left(1 - \frac{Q_2 t}{Q_1} \right)}{\eta \rho Q_1 \left(\frac{Q_2 t}{Q_1} \right)} \right)^{1/3} \tag{45}$$

Where:

$$A = n + 2ne \cos(nt) + \frac{5ne^2}{2} \cos(2nt) \tag{46}$$

$$B = nt + 2e \cos(nt) + \frac{5e^2}{2} \cos(2nt) \tag{47}$$

$$Q_1 = \frac{\gamma^2}{\eta \rho \left[\frac{GM_E (1 + \cos B)^2}{a^2 (1 - e^2)^2} - \frac{3GM_E R_E^2 J_2 (1 + \cos B)^4 (\sin^2 B \sin^2 i - 1)}{2a^4 (1 - e^2)^4} \right]} \tag{48}$$

$$Q_2 = - \frac{\gamma^2 t \left[\frac{2eA \sin B GM_E (1 + \cos B)}{a^2 (1 - e^2)^2} - \frac{3GM_E J_2 R_E^2 A \sin 2B \sin^2 i (1 + \cos B)^4}{2a^4 (1 - e^2)^4} + \frac{6eGM_E A J_2 R_E^2 \sin B (\sin^2 B \sin^2 i - 1)}{a^4 (1 - e^2)^4} \right]}{\left[\frac{GM_E (1 + \cos B)^2}{a^2 (1 - e^2)^2} - \frac{3GM_E R_E^2 J_2 (1 + \cos B)^4 (\sin^2 B \sin^2 i - 1)}{2a^4 (1 - e^2)^4} \right]^2} \tag{49}$$

Specifically, for circular orbits $e = 0$ and $\phi = 0^\circ, 45^\circ, 90^\circ$ we obtain respectively that Equation 50:

$$v = \left[\frac{\gamma^2}{36\rho\eta t^4} \left(\frac{6GM_E}{a^2} + \frac{3GM_E R_E^2 J_2}{2a^4} \right)^{-1} \right]^{1/3} \tag{50}$$

Next defining Equation 51:

$$Q_3 = \frac{GM_E}{a^2} - \frac{3GM_E R_E^2 J_2}{2a^4} \left(\frac{\sin^2(nt)}{2} - 1 \right) \tag{51}$$

And therefore Equation 52:

$$v = \left[\frac{\frac{3n\gamma^2 GM_E R_E^2 \sin(2nt)t}{4a^4 \rho \eta Q_3^2} + \frac{\gamma^2}{\eta \rho Q_3}}{6^{2/3} \left(\frac{\gamma^2 t}{\eta \rho Q_3} \right)^{2/3}} \right]^{1/3} \tag{52}$$

And finally Equation 53:

$$v = \left[\frac{\frac{3n\gamma^2 GM_E R_E^2 \sin(2nt)t}{2a^4 \rho \eta Q_3^2} + \frac{\gamma^2}{\eta \rho Q_3}}{6^{2/3} \left(\frac{\gamma^2 t}{\eta \rho Q_3} \right)^{2/3}} \right]^{1/3} \tag{53}$$

For elliptical orbits with eccentricity $e \neq 0$ and the same inclinations as above we obtain the following capillary meniscus height velocities when the experiment takes place in orbit and therefore for $i = 0^\circ$ we obtain Equation 54 and 55:

$$Q_4 = \frac{GM_E (1 + \text{ecos}B)^2}{a^2 (1 - e^2)^2} - \frac{3GM_E R_E^2 J_2 (1 + \text{ecos}B)^4}{2a^4 (1 - e^2)^4} \quad (54)$$

$$Q_5 = -\frac{2eAGM_E (1 + \text{ecos}B)^2 \sin B}{a^2 (1 - e^2)^2} - \frac{6eAGM_E R_E^2 J_2 (1 + \text{ecos}B)^4 \sin B}{2a^4 (1 - e^2)^4} \quad (55)$$

And therefore the meniscus capillary height velocity in an equatorial elliptical orbit becomes Equation 56:

$$v_{h(t)} = \frac{\left(\frac{\gamma^2}{\eta\rho Q_4} \left(I - \frac{Q_5 t}{Q_4} \right) \right)}{6^{2/3} (\eta\rho Q_4)^{2/3} t^{2/3}} \quad (56)$$

For the inclination of 45° we similarly obtain that Equation 57 to 59:

$$Q_6 = \frac{GM_E (1 + \text{ecos}B)^2}{a^2 (1 - e^2)^2} - \frac{3GM_E R_E^2 J_2 (1 + \text{ecos}B)^4 \left(\frac{\sin^2 B}{2} - I \right)}{2a^4 (1 - e^2)^4} \quad (57)$$

$$Q_5 = -\frac{2eAGM_E (1 + \text{ecos}B)^2 \sin B}{a^2 (1 - e^2)^2} - \frac{3eAGM_E R_E^2 J_2 (1 + \text{ecos}B)^4 \sin 2B}{4a^4 (1 - e^2)^4} + \frac{6AeGM_E R_E^2 J_2 \sin B (1 + \text{ecos}B)^3 \left(\frac{\sin^2 B}{2} - I \right)}{a^4 (1 - e^2)^4} \quad (58)$$

$$v_{h(t)} = \frac{\left(\frac{\gamma^2}{\eta\rho Q_6} \left(I - \frac{Q_5 t}{Q_6} \right) \right)}{6^{2/3} (\eta\rho Q_6)^{2/3} t^{2/3}} \quad (59)$$

2. NUMERICAL RESULTS

Next, for the evaluation of our results we are going to use the following parameters, a cylinder diameter $d = 10\ 30\ \text{mm}$, which implies a capillary radius $r = 0.005\text{-}0.015\ \text{m}$, filled with silicon oil of liquid surface tension $\gamma = 20\ \text{mNm}^{-1}$ and viscosity $\eta = 10\text{-}1000\ \text{mPas}$ and silicon oil density $\rho = 760\ \text{kg/m}^3$ (Ponomarenko *et al.*, 2011). Similarly, for the mass/radius of the Earth we use $M_E = 5.94 \times 10^{24}\ \text{kg}$ and $R_E = 6378.1363\ \text{km}$,

angular velocity of rotation $\omega_E = 7.292115 \times 10^{-5}\ \text{rad/s}$ (Vallado, 2001) and the oblateness coefficient $J_2 = -0.0010827$ (Kaula, 2000) and the period of the revolution of the spacecraft at 300 km is $T_{\text{rev}} = 5463.282\ \text{s}$ and its mean motion $n = 0.001149492\ \text{rad/s}$. Our results are tabulated in the tables below.

3. DISCUSSION

As a first step, **Table 1** below presents the numerical results for the meniscus capillary height and for an experiment that takes place on surface of the Earth, using Ponomarenko *et al.* (2011) result, as well as the corrected acceleration at various geocentric latitudes $\phi = 0^\circ, 45^\circ, 90^\circ$, in the time interval $t = 100\ \text{s}$. Next, in **Table 2**, we present numerical results Capillary meniscus height for an experiment that takes place on the Earth for 100 s and at various geocentric latitudes and using our modified gravity result as given by Equation 4.

Similarly, in **Table 3-6** we present capillary height raise for various orbital eccentricities when the particular capillary experiment is taking place aboard an orbiting spacecraft 300 km above the Earth surface, using Ponomarenko *et al.* (2011) as well as our corrected gravity results. In **Table 7** we demonstrate the change of the meniscus capillary height as a function of spacecraft eccentricity and for the inclination $i = 0$. The capillary height has been calculated for a time t equal 100 sec and also 5463.283 s a time that is equal to the period of the spacecraft revolution around the planetary body at 300 km, Earth in our case. Next, we find that the capillary meniscus height is higher for an experiment that takes place at the equator and lower for experiments at the poles in accordance with Equation 4, since $h(t) \propto g^{-1/3}$. Similarly, there is a 9% difference between the numerical results derived by Ponomarenko's formula and our derived formula with a corrected gravitational acceleration in which the J_2 harmonic and the angular velocity of the Earth ω_E has been taken into account. On the surface of the Earth, using our corrected gravity we find that $h_0 = 1.02\ h_{90}$, where for a 50 times higher viscosity we obtain that $h_0 (\eta_1) = 3.7h_0 (\eta_2)$, where $\eta_1 < \eta_2$. Finally, in **Table 8**, we obtain the capillary meniscus height for an experiment that takes place in a circular orbit of various inclinations at the orbital altitude of 300 km, for the duration of the orbital period of the spacecraft $T = 5463.283\ \text{s}$ using our corrected gravity result. We find that circular polar orbits result to a lesser meniscus height raise when compared to the equatorial orbit. As an example in **Table 1** we see that for circular equatorial orbits the meniscus height does change in spite the fact that different eccentricities are considered. In other words inclination does not affect the meniscus

height in circular orbits. This is due to the fact that in circular orbits, orbital acceleration remains the same, as the spacecraft orbits around the Earth.

Table 1. Capillary meniscus height for an experiment that takes place on the Earth for 100 s and at various geocentric latitudes and the result of Ponomarenko *et al.* (2011), with $\eta = 20$ and 1000 mPs and $\gamma = 20 \text{ mNm}^{-1}$

Geocentric latitude φ°	Time t [s]	Capillary height h [mm]
0	100	65.080
45		64.440
90		63.821
0	100	17.665
45		17.492
90		17.324

Table 2. Capillary meniscus height for an experiment that takes place on the Earth for 100 s and at various geocentric latitudes and using our corrected gravity result, with $\eta = 20$ and 1000 mPs and $\gamma = 20 \text{ mNm}^{-1}$

Geocentric latitude φ°	Time t [s]	Capillary height h [mm]
0	100	59.129
45		58.547
90		57.985
0	100	16.050
45		15.892
90		15.740

Table 3. Capillary meniscus height for an experiment that takes place in an equatorial circular orbit at the orbital altitude of 300 km, in 100 s and 5463.283 s using Ponomarenko *et al.* (2011) result

Orbital eccentricity	$e = 0$	Capillary height h [mm]
Inclination	$i = 0^\circ$	66.993
	$i = 45^\circ$	66.993
	$i = 90^\circ$	66.993
Inclination	$i = 0^\circ$	254.205
	$i = 45^\circ$	254.205
	$i = 90^\circ$	254.205

Table 4. Capillary meniscus height for an experiment that takes place in an equatorial circular orbit at the orbital altitude of 300 km, in 100 s and 5463.283 s using our corrected gravity result

Orbital eccentricity $e = 0$	Capillary height h [mm]
Inclination $i = 0^\circ$	60.863
$i = 45^\circ$	60.863
$i = 90^\circ$	60.863
Inclination $i = 0^\circ$	230.945
$i = 45^\circ$	230.945
$i = 90^\circ$	230.945

Table 5. Capillary meniscus height for an experiment that takes place in an elliptical orbit at the orbital altitude of 300 km, in 100 s and 5463.283 s using Ponomarenko *et al.* (2011) result

Orbital eccentricity $e = 0.1$	Capillary height h [mm]
Inclination $i = 0^\circ$	66.552
$i = 45^\circ$	66.050
$i = 90^\circ$	65.562
Inclination $i = 0^\circ$	252.533
$i = 45^\circ$	250.624
$i = 90^\circ$	248.772

Table 6. Capillary meniscus height for an experiment that takes place in an equatorial circular orbit at the orbital altitude of 300 km, in 100 s and 5463.283 s using our corrected gravity result

Orbital eccentricity $e = 0.1$	Capillary height h [mm]
Inclination $i = 0^\circ$	60.470
$i = 45^\circ$	60.010
$i = 90^\circ$	59.567
Inclination $i = 0^\circ$	229.441
$i = 45^\circ$	227.707
$i = 90^\circ$	226.024

Table 7. Capillary meniscus height for an experiment that takes place in an equatorial orbits of various eccentricities at the orbital altitude of 300 km, for the duration of the orbital period of the spacecraft $T = 5463.283$ s using our corrected gravity result

Orbital eccentricity	Capillary height h [mm]
Inclination $i = 0$	
Eccentricity $e = 0.0$	230.960
$e = 0.1$	229.441
$e = 0.2$	224.855
$e = 0.3$	217.112
$e = 0.4$	206.048
$e = 0.5$	191.403
$e = 0.6$	172.800
$e = 0.7$	149.600
$e = 0.8$	121.102
$e = 0.9$	90.577

Table 8. Capillary meniscus height for an experiment that takes place in a circular orbit of various inclinations at the orbital altitude of 300 km, for the duration of the orbital period of the spacecraft $T = 5463.283$ s using our corrected gravity result

Orbital eccentricity $e = 0$	Capillary height velocity v [mm/s]
Inclination $i = 0^\circ$	0.014092
$i = 45^\circ$	0.014016
$i = 90^\circ$	0.013942

Since we are interested in experiments that take place in spacecrafts in orbit, we have calculated all the corresponding meniscus heights for one orbital revolution period at the orbital altitude of the spacecraft, i.e., $t = T = 5463.282$ s.

Fig. 1 gives demonstrates the wetting effect between two solid rods of the same or different sizes. For the same elapsed time, high viscosity fluids result to significantly smaller meniscus heights. Similarly, as the eccentricity of an orbit of certain inclination increases the corresponding meniscus height decreases drastically, for any given time of observation, with equatorial circular orbits resulting to the smaller decrease. In **Fig. 2**, we plot the meniscus height as a function of geocentric latitude, which demonstrates a maximum height at the equatorial latitude of zero degrees. In **Fig. 3**, we give a 3-D plot of the capillary meniscus height as a function of time t and the acceleration of gravity g for an experiment that takes place on the surface Earth using the result obtained by Ponomarenko *et al.* (2011),

where in **Fig. 4** represents a similar plot using the result derived by the authors of this study. A high meniscus height requires a small gravitational acceleration and a higher interaction time and we find that

$$h_{cor} = 0.422h_{pon} \left(\frac{t}{g} \right)^{-2/3},$$

where h_{cor} is the meniscus height

derived by our corrected gravity and h_{pon} is the meniscus height calculated by Ponomarenko's result. Next, in **Fig. 5** we give a 3-D plots of the capillary meniscus height as a function of time t and the mass of the spherical body M on the surface of which the experiment that takes place using the result derived by the authors of this study, where **Fig. 6** plots the meniscus height as a function of viscosity η and fluid surface tension γ . Furthermore, for the time of a full orbital period we find the following ratio between the height of capillary for an experiment taking place in a circular equatorial orbit, to that taking place in a highly elliptical orbit of eccentricity $e = 0.9$, i.e., $h_{cir} = 2.55h_{ell}$.

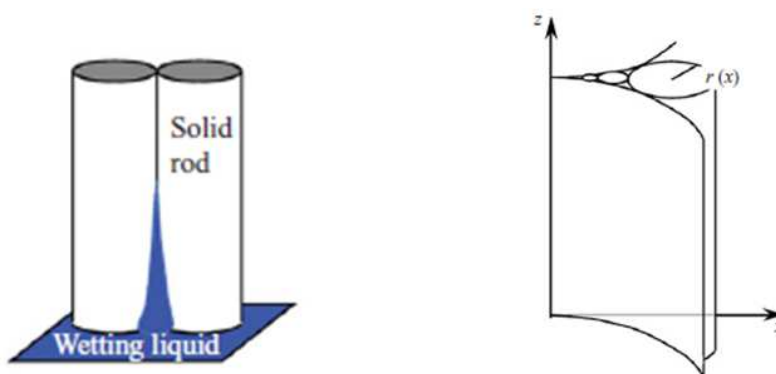


Fig. 1. Wetting effect: (Ponomarenko *et al.*, 2011)

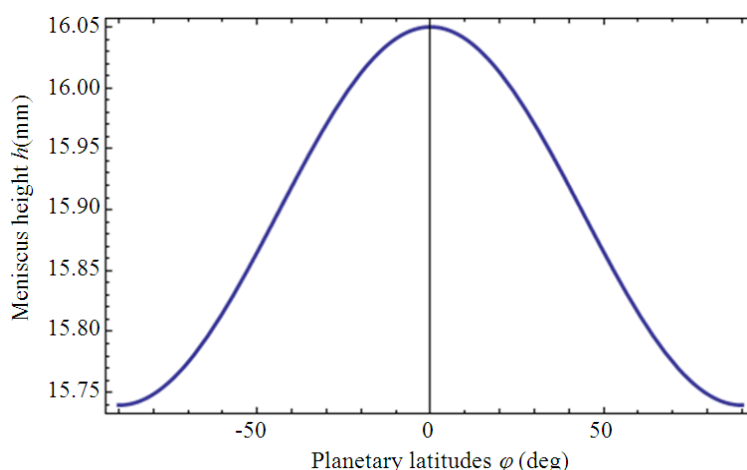


Fig. 2. Plot of meniscus height as a function of geocentric latitude

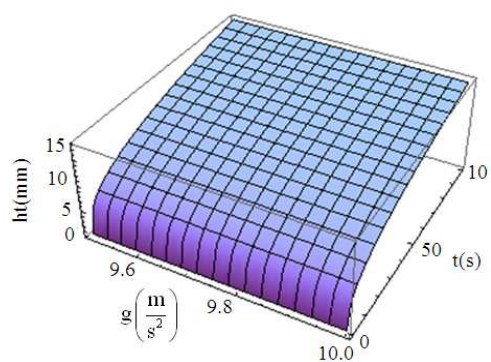


Fig. 3. 3-D plot of the capillary meniscus height as a function of time t and acceleration of gravity g for an experiment that takes place on the Earth using the result by Ponomareko *et al.* (2011)

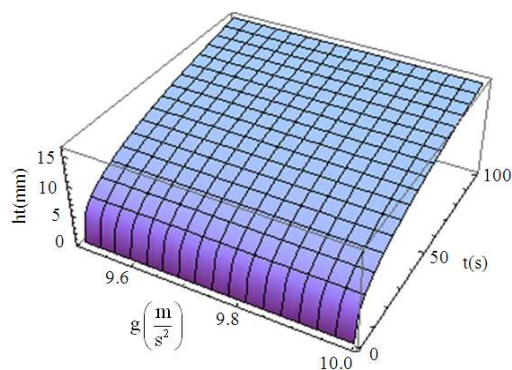


Fig. 4. 3-D plot of the capillary meniscus height as a function of time t and acceleration of gravity g for an experiment that takes place on the Earth by the authors of this study

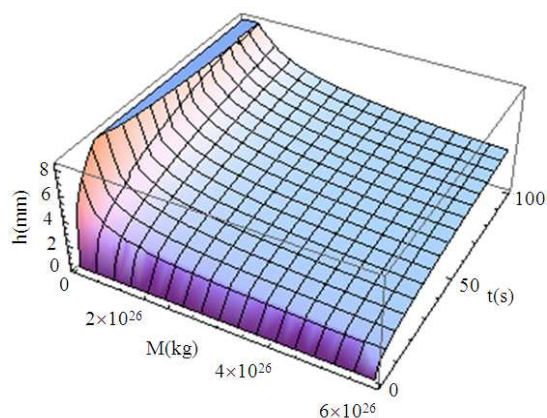


Fig. 5. 3-D plot of the capillary meniscus height as a function of time t and the mass of the spherical body M on the surface of which the experiment that takes place using the result derived by the authors of this study

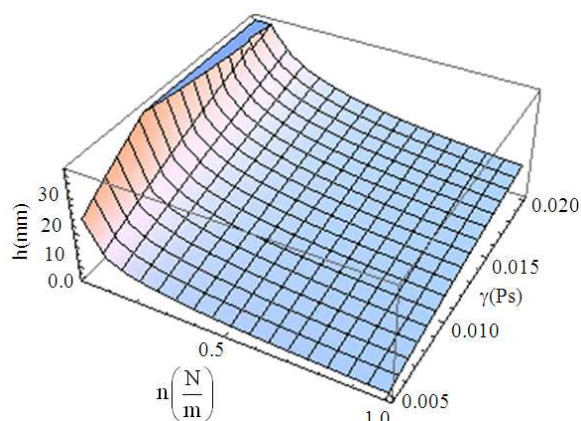


Fig. 6. 3-D plot of the capillary meniscus height as a function of time t and the mass of the spherical body M on the surface of which the experiment that takes place using the result derived in this study

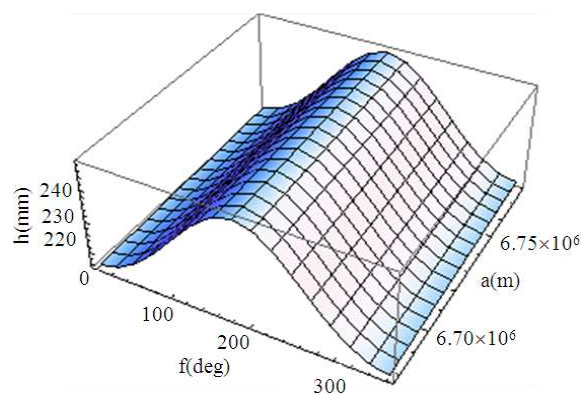


Fig. 7. 3-D plot of the capillary meniscus height as a function of semi major axis a and true anomaly f , of the orbit for an experiment in an elliptical orbit with eccentricity $e = 0.1$, taking place aboard an orbiting spacecraft using the result derived in this study for a time t equals to the spacecraft's orbital period

In relation to the capillary height time rate of change, we find that laboratory sites at the equator will exhibit largest time rates of change for the meniscus height. Similarly, for experiments above a spacecraft we find that circular equatorial orbits exhibit the highest time rates of change, where elliptical orbits exhibit smaller time that reduce as the eccentricity increases. Since capillary experiments are major part Earth based experiments as well as of the research taking place above the International Space Station (ISS) (Weislogel *et al.*, 2008), our work can prove to be essential in high accuracy experiments, in which the inclusion of the Earth's rotation as well as the J_2 will be required (**Fig. 7-9**).

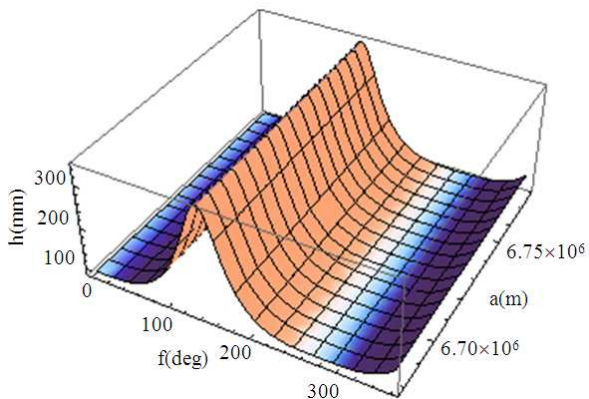


Fig. 8. 3-D plot of the capillary meniscus height as a function of semi major axis a and true anomaly f , of the orbit for an experiment in a highly elliptical orbit with eccentricity $e = 0.83$, taking place aboard an orbiting spacecraft using the result derived in this study, for a time t equals to the spacecraft's orbital period

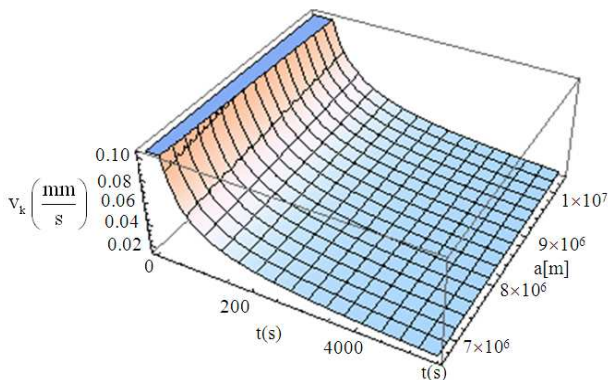


Fig. 9. 3-D plot of the capillary meniscus velocity as a function of semi major axis a and time t , of the orbit for an experiment in a circular orbit with eccentricity $e = 0$, taking place aboard an orbiting spacecraft using the result derived in this study, for a time t equals to the spacecraft's orbital period

In **Fig. 7** we plot the meniscus height as a function of the spacecraft's semimajor axis and true anomaly, orbiting in an elliptical orbit an eccentricity $e = 0.1$. We find that the height h exhibits an increasing behaviour that reaches a maximum at the value of the true anomaly $f = 180^\circ$ and then progressively declines. In **Fig. 8**, a highly eccentric orbit i.e., $e = 0.85$ results in a sharper but compressed peak for the meniscus height exhibits a maximum around $f = 140^\circ$, that decreases asymmetrically with respect to the central peak.

4. CONCLUSION

In this study we have considered the capillary rise of wetting in liquids in the corners. For, that we have examine and extended Ponomarenko *et al.* (2011) result by taking into account a term that Ponomareko omits in the derivation of his result. We find that the inclusion of this term results in the following relation i.e., $h_{new}(t) \cong 0.9085h_{pon}(t)$. In particular and on the surface of the Earth we have corrected the gravitational acceleration for the oblateness coefficient J_2 and also for the Earth's rotation via its angular velocity ω_E . We father extent the meniscus height in the case a wetting experiment takes place above and orbiting spacecraft by writing the gravitational acceleration g as a function of the satellites orbital elements. We find that on the surface of the Earth experiments at the equator result to higher capillary heights, where experiments on the poles result in lower capillary heights. Similarly, equatorial circular orbits result to higher capillary heights when compared to elliptical orbits of various eccentricities. Highly elliptical equatorial orbits considerably reduce the capillary height, when compared with the capillary height resulting from equatorial circular orbits. These observations are suggestive of implications in biological systems where capillary formations are integral for their growth and function. Water transport and storage in plants depends strongly in the capillary action of xylem formations, the finding that capillary height varies significantly from the pole to the equator may have implications on the flora distributed in a range of geographic latitudes. For example, it may be a favorable factor for the growth, development and sustainability of gigantic plants such as the trees found in the tropics. More over, capillary-driven root module designs for growing plants in microgravity which require minimal external control have been proposed (Jones, 1999). Matching growth media and water retention characteristics to the porous membrane characteristics is essential for supplying adequate liquid flux and gas exchange (Jones, 1998). The dependence of capillary height in the flight path suggests testing of these materials in different orbital conditions in order to achieve functional adjustments.

5. REFERENCES

- Ferrero, F., 2003. Wettability measurements on plasma treated synthetic fabrics by capillary rise method. *Polymer Test.*, 22: 571-578. DOI: 10.1016/S0142-9418(02)00153-8

- Galet, L., S. Patry and J. Dodds, 2010. Determination of the wettability of powders by the washburn capillary rise method with bed preparation by a centrifugal packing technique. *J. Colloid Interface Sci.*, 346: 470-475. DOI: 10.1016/j.jcis.2010.02.051
- Jones, S.B., 1998. A capillary-driven root module for plant growth in microgravity. *Adv. Space Res.*, 22: 1407-12. DOI: 10.1016/S0273-1177(98)00215-4
- Jones, B.S., 1999. Microgravity effects on water flow and distribution in unsaturated porous media: Analyses of flight experiments. *Water Resources Res.*, 35: 929-929. DOI: 10.1029/1998WR900091
- Hoffman, R.L., 1983. A study of the advancing interface.2. Theoretical prediction of the dynamic contact angle in liquid-gas systems. *J. Rheol.*, 94: 470-486. DOI: 10.1016/0021-9797(83)90287-4
- Haranas, I. and M. Harney, 2008. Detection of the relativistic corrections to the gravitational potential using a sagnac interferometer. *Progress Phys.*, 3: 3-8.
- Haranas, I., I., Gkigkitzis and G.D. Zouganelis, 2012. g Dependent particle concentration due to sedimentation. *Astrophys. Space Sci.*, 342: 31-43. DOI: 10.1007/s10509-012-1151-1
- Karoglou, M., A. Moropoulou, A. Giakoumaki and M.K. Krokida, 2005. Capillary rise kinetics of some building materials. *J. Colloid Interface Sci.*, 284: 260-264. DOI: 10.1016/j.jcis.2004.09.065
- Kaneki, Y., Y. Sasaki, K. Ishii and M. Iguchi, 2000. Rate of capillary rise in the porous media under microgravity. *ISIJ Int.*
- Kaula, W., 2000. *Satellite Geodesy*. 1st Edn., Dover Publication.
- Marmur, A., 2003. Kinetics of penetration into uniform porous media: Testing the equivalent-capillary concept. *Langmuir*, 19: 5956-5959. DOI: 10.1021/la034490v
- Murray, C.D. and S.F. Dermott, 1999. *Solar System Dynamics*. 1st Edn., Cambridge University Press, Cambridge, ISBN-10: 0521575974. pp: 41.
- Nobel, P.S., 1999. *Physicochemical and Environmental Plant Physiology*. 4th Edn., Academic Press, Burlington, ISBN-10: 0080920896 pp: 600.
- Ostrach, S., 1982. Low-gravity fluid-flows. *Annual Rev. Fluid Mechan.*, 14: 313-345. DOI: 10.1146/annurev.fl.14.010182.001525
- Ponomarenko, A., D. Quere and C. Clanet, 2011. A universal law for capillary rise in corners. *J. Fluid Mechan.*, 666: 146-154. DOI: 10.1017/S0022112010005276
- Schramm, L.L., D. Hart, F. Wassmuth, J.C. Legros and E.N. Smirnov *et al.*, 2003. Capillary flow in porous media under highly reduced gravity investigated through high altitude parabolic aircraft flights and NASA space shuttle flight. *Petroleum Society*.
- Smirnov, N.N., V.F. Nikitin, J.C. Legros, E. Istasse and L. Schramm *et al.*, 2004. Microgravity investigations of capillary-driven imbibition and drainage in inhomogeneous porous media. *Acta Astronaut.*, 54: 39-52. DOI: 10.1016/S0094-5765(02)00278-3
- Tanner, L.H., 1979. Spreading of silicone oil drops on horizontal surfaces. *J. Phys. D-Applied Phys.*, 12: 1473-1473. DOI: 10.1088/0022-3727/12/9/009
- Vallado, D.A., 2001, *Fundamentals of Astrodynamics and Applications*. 1st Edn., Springer, Dordrecht, ISBN-10: 0792369033, pp: 958.
- Weislogel, M., R. Jenson, Y. Chen, S. Collicott and M. Dreyer *et al.*, 2008. Postflight summary of the capillary flow experiments aboard the international spacestation. *Proceedings of the 59th International Astronautical Congress*, Sept. 29-Oct. 3, Glasgow, United Kingdom.